



# Comisión de Agua y Saneamiento del Municipio de Tlahuelilpan

HIDALGO

## Estado Analítico de Ingresos Presupuestales

Del 01/ene./2017 Al 31/oct./2017



Ufr: supervisor  
Rep: rptEstadoPresupuestoIngresosRB\_CP

Fecha y hora de Impresión | 09/ene./2018  
04:12 p. m.

| Rubros de los Ingresos                                | Ingreso               |                                |                       |                       |                       | Diferencia (6=5-1) |
|---|-----------------------|--------------------------------|-----------------------|-----------------------|-----------------------|--------------------|
|   | Estimado (1)          | Ampliaciones / Reducciones (2) | Modificado (3=1+2)    | Devengados (4)        | Recaudado (5)         |                    |
| INGRESOS DERIVADOS DE FINANCIAMIENTOS                 | \$0.00                | \$0.00                         | \$0.00                | \$0.00                | \$0.00                | 0.00               |
| IMPUESTOS   | \$0.00                | \$0.00                         | \$0.00                | \$0.00                | \$0.00                | 0.00               |
| CUOTAS Y APORTACIONES DE SEGURIDAD SOCIAL             | \$0.00                | \$0.00                         | \$0.00                | \$0.00                | \$0.00                | 0.00               |
| CONTRIBUCIONES DE MEJORAS                             | \$0.00                | \$0.00                         | \$0.00                | \$0.00                | \$0.00                | 0.00               |
| DERECHOS  | \$2,781,978.45        | \$0.00                         | \$2,781,978.45        | \$2,518,117.29        | \$2,518,117.29        | -263,861.16        |
| PRODUCTOS   | \$0.00                | \$0.00                         | \$0.00                | \$0.00                | \$0.00                | 0.00               |
| Corriente   | \$0.00                | \$0.00                         | \$0.00                | \$0.00                | \$0.00                | 0.00               |
| Capital   | \$0.00                | \$0.00                         | \$0.00                | \$0.00                | \$0.00                | 0.00               |
| APROVECHAMIENTOS                                      | \$0.00                | \$0.00                         | \$0.00                | \$0.00                | \$0.00                | 0.00               |
| Corriente   | \$0.00                | \$0.00                         | \$0.00                | \$0.00                | \$0.00                | 0.00               |
| Capital   | \$0.00                | \$0.00                         | \$0.00                | \$0.00                | \$0.00                | 0.00               |
| INGRESOS POR VENTAS DE BIENES                         | \$0.00                | \$0.00                         | \$0.00                | \$0.00                | \$0.00                | 0.00               |
| PARTICIPACIONES Y APORTACIONES                        | \$0.00                | \$0.00                         | \$0.00                | \$0.00                | \$0.00                | 0.00               |
| TRANSFERENCIAS, ASIGNACIONES, SUBSIDIOS Y OTRA AYUDAS | \$0.00                | \$0.00                         | \$0.00                | \$150,000.00          | \$150,000.00          | 150,000.00         |
| <b>Total</b>  | <b>\$2,781,978.45</b> | <b>\$0.00</b>                  | <b>\$2,781,978.45</b> | <b>\$2,668,117.29</b> | <b>\$2,668,117.29</b> | <b>-113,861.16</b> |

### Estado Analítico de Ingresos por Fuente de Financiamiento

| Ingresos del Gobierno          | Ingreso               |                                |                       |                       |                       | Diferencia (6=5-1) |
|--------------------------------|-----------------------|--------------------------------|-----------------------|-----------------------|-----------------------|--------------------|
|                                | Estimado (1)          | Ampliaciones / Reducciones (2) | Modificado (3=1+2)    | Devengados (4)        | Recaudado (5)         |                    |
| IMPUESTOS                      | \$0.00                | \$0.00                         | \$0.00                | \$0.00                | \$0.00                | 0.00               |
| CONTRIBUCIONES DE MEJORAS      | \$0.00                | \$0.00                         | \$0.00                | \$0.00                | \$0.00                | 0.00               |
| DERECHOS                       | \$2,781,978.45        | \$0.00                         | \$2,781,978.45        | \$2,518,117.29        | \$2,518,117.29        | -263,861.16        |
| PRODUCTOS                      | \$0.00                | \$0.00                         | \$0.00                | \$0.00                | \$0.00                | 0.00               |
| Corriente                      | \$0.00                | \$0.00                         | \$0.00                | \$0.00                | \$0.00                | 0.00               |
| Capital                        | \$0.00                | \$0.00                         | \$0.00                | \$0.00                | \$0.00                | 0.00               |
| APROVECHAMIENTOS               | \$0.00                | \$0.00                         | \$0.00                | \$0.00                | \$0.00                | 0.00               |
| Corriente                      | \$0.00                | \$0.00                         | \$0.00                | \$0.00                | \$0.00                | 0.00               |
| Capital                        | \$0.00                | \$0.00                         | \$0.00                | \$0.00                | \$0.00                | 0.00               |
| PARTICIPACIONES Y APORTACIONES | \$0.00                | \$0.00                         | \$0.00                | \$0.00                | \$0.00                | 0.00               |
| Capital                        | \$0.00                | \$0.00                         | \$0.00                | \$0.00                | \$0.00                | 0.00               |
| <b>Total</b>                   | <b>\$2,781,978.45</b> | <b>\$0.00</b>                  | <b>\$2,781,978.45</b> | <b>\$2,518,117.29</b> | <b>\$2,518,117.29</b> | <b>-263,861.16</b> |



Ingresos de Organismos y Empresas

DIRECCION GENERAL

SUBDIRECCION ADMINISTRATIVA

COMISARIO 2016-2017

CUOTAS Y APORTACIONES DE SEGURIDAD SOCIAL

INGRESOS POR VENTAS DE BIENES

TRANSFERENCIAS, ASIGNACIONES, SUBSIDIOS Y OTRA AYUDA



# Comisión de Agua y Saneamiento del Municipio de Tlahuelilpan

## Estado Analítico de Ingresos Presupuestales

HIDALGO

Del 01/ene./2017 Al 31/oct./2017

Usr: supervisor  
Rep: rptEstadoPresupuestoIngresosRB\_CP

Fecha y hora de Impresión: 09/ene./2018 04:12 p. m.

| Rubros de los Ingresos | Ingreso      |                                  |                    |                |               | Diferencia (6=5-1) |
|------------------------|--------------|----------------------------------|--------------------|----------------|---------------|--------------------|
|                        | Estimado (1) | Ampliaciones / (Reducciones) (2) | Modificado (3=1+2) | Devengados (4) | Recaudado (5) |                    |

|   |                       |               |                       |                       |                       |                    |
|---|-----------------------|---------------|-----------------------|-----------------------|-----------------------|--------------------|
| <b>Ingresos Derivados de Financiamiento</b> |                       |               |                       |                       |                       |                    |
| INGRESOS DERIVADOS DE FINANCIAMIENTOS       | \$0.00                | \$0.00        | \$0.00                | \$0.00                | \$0.00                | 0.00               |
| <b>Total</b>                                | <b>\$2,781,978.45</b> | <b>\$0.00</b> | <b>\$2,781,978.45</b> | <b>\$2,668,117.29</b> | <b>\$2,668,117.29</b> | <b>-113,861.16</b> |

  
 DR SALVADOR MANUEL RANGEL GONZALEZ  
 DIRECTOR GENERAL  
  
 DIRECCION GENERAL

  
 L.C. GEORGINA MAYA ORTA  
 COMISARIO  
  
 COMISARIO  
 2016-2020

  
 C.A. SANTI  
  
 SUBDIRECCION ADMINISTRATIVA



# Comisión de Agua y Saneamiento del Municipio de Tlahuelilpan

HIDALGO

## Estado Analítico de Ingresos Presupuestales

Del 01/ene./2017 Al 30/nov./2017

U\$tr. supervisor  
Rep: rptEstadoPresupuestoIngresosRB\_CP

Fecha y hora de Impresión | 09/ene./2018 | 04:11 p. m.

| Rubros de los Ingresos                                | Ingreso               |                                  |                       |                       |                       | Diferencia (6=5-1) |
|---|-----------------------|----------------------------------|-----------------------|-----------------------|-----------------------|--------------------|
|   | Estimado (1)          | Ampliaciones / (Reducciones) (2) | Modificado (3=1+2)    | Devengados (4)        | Recaudado (5)         |                    |
| INGRESOS DERIVADOS DE FINANCIAMIENTOS                 | \$0.00                | \$0.00                           | \$0.00                | \$0.00                | \$0.00                | 0.00               |
| IMPUESTOS   | \$0.00                | \$0.00                           | \$0.00                | \$0.00                | \$0.00                | 0.00               |
| CUOTAS Y APORTACIONES DE SEGURIDAD SOCIAL             | \$0.00                | \$0.00                           | \$0.00                | \$0.00                | \$0.00                | 0.00               |
| CONTRIBUCIONES DE MEJORAS                             | \$0.00                | \$0.00                           | \$0.00                | \$0.00                | \$0.00                | 0.00               |
| DERECHOS  | \$2,781,978.45        | \$0.00                           | \$2,781,978.45        | \$2,755,749.55        | \$2,755,749.55        | -26,228.90         |
| PRODUCTOS   | \$0.00                | \$0.00                           | \$0.00                | \$0.00                | \$0.00                | 0.00               |
| Corriente   | \$0.00                | \$0.00                           | \$0.00                | \$0.00                | \$0.00                | 0.00               |
| Capital   | \$0.00                | \$0.00                           | \$0.00                | \$0.00                | \$0.00                | 0.00               |
| APROVECHAMIENTOS                                      | \$0.00                | \$0.00                           | \$0.00                | \$0.00                | \$0.00                | 0.00               |
| Corriente   | \$0.00                | \$0.00                           | \$0.00                | \$0.00                | \$0.00                | 0.00               |
| Capital   | \$0.00                | \$0.00                           | \$0.00                | \$0.00                | \$0.00                | 0.00               |
| INGRESOS POR VENTAS DE BIENES                         | \$0.00                | \$0.00                           | \$0.00                | \$0.00                | \$0.00                | 0.00               |
| PARTICIPACIONES Y APORTACIONES                        | \$0.00                | \$0.00                           | \$0.00                | \$0.00                | \$0.00                | 0.00               |
| TRANSFERENCIAS, ASIGNACIONES, SUBSIDIOS Y OTRA AYUDAS | \$0.00                | \$0.00                           | \$0.00                | \$0.00                | \$0.00                | 0.00               |
| <b>Total</b>  | <b>\$2,781,978.45</b> | <b>\$0.00</b>                    | <b>\$2,781,978.45</b> | <b>\$2,905,749.55</b> | <b>\$2,905,749.55</b> | <b>123,771.10</b>  |

| Estado Analítico de Ingresos por Fuente de Financiamiento | Ingreso        |                                  |                    |                |                | Diferencia (6=5-1) |
|---|----------------|----------------------------------|--------------------|----------------|----------------|--------------------|
|   | Estimado (1)   | Ampliaciones / (Reducciones) (2) | Modificado (3=1+2) | Devengados (4) | Recaudado (5)  |                    |
| <b>Ingresos del Gobierno</b>                              |                |                                  |                    |                |                |                    |
| IMPUESTOS   | \$0.00         | \$0.00                           | \$0.00             | \$0.00         | \$0.00         | 0.00               |
| CONTRIBUCIONES DE MEJORAS                                 | \$0.00         | \$0.00                           | \$0.00             | \$0.00         | \$0.00         | 0.00               |
| DERECHOS  | \$2,781,978.45 | \$0.00                           | \$2,781,978.45     | \$2,755,749.55 | \$2,755,749.55 | -26,228.90         |
| PRODUCTOS   | \$0.00         | \$0.00                           | \$0.00             | \$0.00         | \$0.00         | 0.00               |
| Corriente   | \$0.00         | \$0.00                           | \$0.00             | \$0.00         | \$0.00         | 0.00               |
| Capital   | \$0.00         | \$0.00                           | \$0.00             | \$0.00         | \$0.00         | 0.00               |
| APROVECHAMIENTOS  | \$0.00         | \$0.00                           | \$0.00             | \$0.00         | \$0.00         | 0.00               |
| Corriente   | \$0.00         | \$0.00                           | \$0.00             | \$0.00         | \$0.00         | 0.00               |
| Capital   | \$0.00         | \$0.00                           | \$0.00             | \$0.00         | \$0.00         | 0.00               |
| PARTICIPACIONES Y APORTACIONES                            | \$0.00         | \$0.00                           | \$0.00             | \$0.00         | \$0.00         | 0.00               |
| Capital   | \$0.00         | \$0.00                           | \$0.00             | \$0.00         | \$0.00         | 0.00               |
| <b>Ingresos de Organismos y Empresas</b>                  |                |                                  |                    |                |                |                    |
| CUOTAS Y APORTACIONES DE SEGURIDAD SOCIAL                 | \$0.00         | \$0.00                           | \$0.00             | \$0.00         | \$0.00         | 0.00               |
| INGRESOS POR VENTAS DE BIENES                             | \$0.00         | \$0.00                           | \$0.00             | \$0.00         | \$0.00         | 0.00               |
| TRANSFERENCIAS, ASIGNACIONES, SUBSIDIOS Y OTRA AYUDA      | \$0.00         | \$0.00                           | \$0.00             | \$150,000.00   | \$150,000.00   | 150,000.00         |



SUBDIRECCION ADMINISTRATIVA

COMISARIO 2016-2020



# Comisión de Agua y Saneamiento del Municipio de Tlahuelliplan Hidalgo

## Estado Analítico de Ingresos Presupuestales

Del 01/ene./2017 Al 30/nov./2017

Usc: supervisor  
Rep: rptEstadoPresupuestoIngresosRB\_CP

Fecha y hora de Impresión | 09/ene./2018  
04:11 p. m.

| Rubros de los Ingresos | Ingreso      |                                  |                    |                |               | Diferencia (6=5-1) |
|------------------------|--------------|----------------------------------|--------------------|----------------|---------------|--------------------|
|                        | Estimado (1) | Ampliaciones / (Reducciones) (2) | Modificado (3=1+2) | Devengados (4) | Recaudado (5) |                    |

### Ingresos Derivados de Financiamiento

|                                       |                       |               |                       |                       |                       |                   |
|---------------------------------------|-----------------------|---------------|-----------------------|-----------------------|-----------------------|-------------------|
| INGRESOS DERIVADOS DE FINANCIAMIENTOS | \$0.00                | \$0.00        | \$0.00                | \$0.00                | \$0.00                | 0.00              |
| <b>Total</b>                          | <b>\$2,781,978.45</b> | <b>\$0.00</b> | <b>\$2,781,978.45</b> | <b>\$2,905,749.55</b> | <b>\$2,905,749.55</b> | <b>123,771.10</b> |

  
 DR SALVADOR MANUEL RANGEL GONZALEZ  
 DIRECTOR GENERAL  
  
 DIRECCION GENERAL

  
 L.O. GEORGINA MAYA ORTA  
 COMISARIO  
  
 COMISARIO  
 2016-2020

  
 SUBDIRECCION ADMINISTRATIVA  




# Comisión de Agua y Saneamiento del Municipio de Tlahuelilpan

HIDALGO

## Estado Analítico de Ingresos Presupuestales

Del 01/ene./2017 Al 31/dic./2017

Usc: supervisor  
Rep: rptEstadoPresupuestoIngresosRB\_CP

Fecha y hora de Impresión | 09/ene/2018  
04:05 p. m.

| Rubros de los Ingresos                                | Ingreso               |                                  |                       |                       |                       | Diferencia (6=5-1) |
|---|-----------------------|----------------------------------|-----------------------|-----------------------|-----------------------|--------------------|
|   | Estimado (1)          | Ampliaciones / (Reducciones) (2) | Modificado (3=1+2)    | Devengados (4)        | Recaudado (5)         |                    |
| INGRESOS DERIVADOS DE FINANCIAMIENTOS                 | \$0.00                | \$0.00                           | \$0.00                | \$0.00                | \$0.00                | 0.00               |
| IMPUESTOS   | \$0.00                | \$0.00                           | \$0.00                | \$0.00                | \$0.00                | 0.00               |
| CUOTAS Y APORTACIONES DE SEGURIDAD SOCIAL             | \$0.00                | \$0.00                           | \$0.00                | \$0.00                | \$0.00                | 0.00               |
| CONTRIBUCIONES DE MEJORAS                             | \$0.00                | \$0.00                           | \$0.00                | \$0.00                | \$0.00                | 0.00               |
| DERECHOS  | \$2,781,978.45        | \$442,724.67                     | \$3,224,703.12        | \$3,248,235.77        | \$3,248,235.77        | 466,257.32         |
| PRODUCTOS   | \$0.00                | \$0.00                           | \$0.00                | \$0.00                | \$0.00                | 0.00               |
| Corriente   | \$0.00                | \$0.00                           | \$0.00                | \$0.00                | \$0.00                | 0.00               |
| Capital   | \$0.00                | \$0.00                           | \$0.00                | \$0.00                | \$0.00                | 0.00               |
| APROVECHAMIENTOS                                      | \$0.00                | \$0.00                           | \$0.00                | \$0.00                | \$0.00                | 0.00               |
| Corriente   | \$0.00                | \$0.00                           | \$0.00                | \$0.00                | \$0.00                | 0.00               |
| Capital   | \$0.00                | \$0.00                           | \$0.00                | \$0.00                | \$0.00                | 0.00               |
| INGRESOS POR VENTAS DE BIENES                         | \$0.00                | \$0.00                           | \$0.00                | \$0.00                | \$0.00                | 0.00               |
| PARTICIPACIONES Y APORTACIONES                        | \$0.00                | \$0.00                           | \$0.00                | \$0.00                | \$0.00                | 0.00               |
| TRANSFERENCIAS, ASIGNACIONES, SUBSIDIOS Y OTRA AYUDAS | \$0.00                | \$0.00                           | \$0.00                | \$0.00                | \$0.00                | 0.00               |
| <b>Total</b>  | <b>\$2,781,978.45</b> | <b>\$442,724.67</b>              | <b>\$3,224,703.12</b> | <b>\$3,398,235.77</b> | <b>\$3,398,235.77</b> | <b>150,000.00</b>  |

| Estado Analítico de Ingresos por Fuente de Financiamiento | Ingreso      |                                  |                    |                |               | Diferencia (6=5-1) |
|---|--------------|----------------------------------|--------------------|----------------|---------------|--------------------|
|   | Estimado (1) | Ampliaciones / (Reducciones) (2) | Modificado (3=1+2) | Devengados (4) | Recaudado (5) |                    |

### Ingresos del Gobierno

|                                |                |              |                |                |                |            |
|--------------------------------|----------------|--------------|----------------|----------------|----------------|------------|
| IMPUESTOS                      | \$0.00         | \$0.00       | \$0.00         | \$0.00         | \$0.00         | 0.00       |
| CONTRIBUCIONES DE MEJORAS      | \$0.00         | \$0.00       | \$0.00         | \$0.00         | \$0.00         | 0.00       |
| DERECHOS                       | \$2,781,978.45 | \$442,724.67 | \$3,224,703.12 | \$3,248,235.77 | \$3,248,235.77 | 466,257.32 |
| PRODUCTOS                      | \$0.00         | \$0.00       | \$0.00         | \$0.00         | \$0.00         | 0.00       |
| Corriente                      | \$0.00         | \$0.00       | \$0.00         | \$0.00         | \$0.00         | 0.00       |
| Capital                        | \$0.00         | \$0.00       | \$0.00         | \$0.00         | \$0.00         | 0.00       |
| APROVECHAMIENTOS               | \$0.00         | \$0.00       | \$0.00         | \$0.00         | \$0.00         | 0.00       |
| Corriente                      | \$0.00         | \$0.00       | \$0.00         | \$0.00         | \$0.00         | 0.00       |
| Capital                        | \$0.00         | \$0.00       | \$0.00         | \$0.00         | \$0.00         | 0.00       |
| PARTICIPACIONES Y APORTACIONES | \$0.00         | \$0.00       | \$0.00         | \$0.00         | \$0.00         | 0.00       |

### Ingresos de Organismos y Empresas

|  |        |        |        |              |              |            |
|--|--------|--------|--------|--------------|--------------|------------|
| CUOTAS Y APORTACIONES DE SEGURIDAD SOCIAL            | \$0.00 | \$0.00 | \$0.00 | \$0.00       | \$0.00       | 0.00       |
| INGRESOS POR VENTAS DE BIENES                        | \$0.00 | \$0.00 | \$0.00 | \$0.00       | \$0.00       | 0.00       |
| TRANSFERENCIAS, ASIGNACIONES, SUBSIDIOS Y OTRA AYUDA | \$0.00 | \$0.00 | \$0.00 | \$150,000.00 | \$150,000.00 | 150,000.00 |





# Comisión de Agua y Saneamiento del Municipio de Tlahuailpan HIDALGO

Usc: supervisor  
Rep: rptEstadoPresupuestoIngresosRB\_CP

Estado Analítico de Ingresos Presupuestales  
Del 01/ene./2017 Al 31/dic./2017



Fecha y hora de Impresión | 09/ene./2018 04:05 p. m.

| Rubros de los Ingresos | Ingreso      |                                |                    |                |               | Diferencia (6=5-1) |
|------------------------|--------------|--------------------------------|--------------------|----------------|---------------|--------------------|
|                        | Estimado (1) | Ampliaciones / Reducciones (2) | Modificado (3=1+2) | Devengados (4) | Recaudado (5) |                    |

## Ingresos Derivados de Financiamiento

|                                       |                       |                     |                       |                       |                       |                   |
|---------------------------------------|-----------------------|---------------------|-----------------------|-----------------------|-----------------------|-------------------|
| INGRESOS DERIVADOS DE FINANCIAMIENTOS | \$0.00                | \$0.00              | \$0.00                | \$0.00                | \$0.00                | 0.00              |
| <b>Total</b>                          | <b>\$2,781,978.45</b> | <b>\$442,724.67</b> | <b>\$3,224,703.12</b> | <b>\$3,398,235.77</b> | <b>\$3,398,235.77</b> | <b>616,267.32</b> |

  
 DR SALVADOR MANUEL RANGEL GONZALEZ  
 DIRECTOR GENERAL  
  
 C.A.S.M.T.H.

  
 L.C. GEORGINA MAYA ORTA  
 COMISARIO  
  
 COMISARIO  
 2016-2020

  
 C.A.S.M.T.H.

SUBDIRECCION ADMINISTRATIVA